

H25 DIRECTV Receiver

The New H25 IRD

Overview

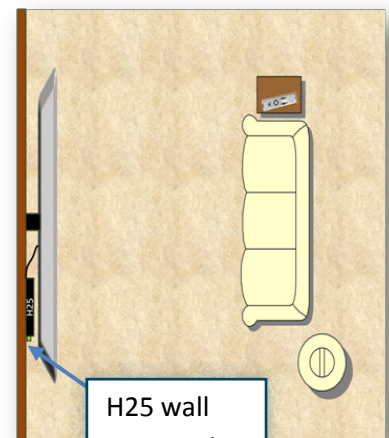
The H25 is a smaller HD Receiver designed to work on SWiM networks **only**. The reduced size allows more flexibility when choosing the location of the unit in a customer's home or business.

The H25 Receiver is compatible with high-definition TVs with HDMI and capable of 1080p and 3D, including models from these manufacturers: Hitachi, LG, Mitsubishi, Panasonic, Philips, Pioneer, Samsung, Sony, Sharp, Toshiba, Vizio, Westinghouse.

Additionally, the H25 Receiver has an AMC satellite tuner capable of receiving both DIRECTV legacy and A3 transmissions.

New Features and Accessories Include:

- Push button front panel
- Single composite A/V (RCA Type) out
- Combo component/composite out mini-DIN-10 (optional)
- External power supply (The H25 uses a DIRECTV EPS10 series external power supply)
- SWiM only SAT-IN Tuner
- Optional wall/TV mounting bracket. Customers can purchase the H25 wall mount separately, availability TBD.




H25 wall
mounted
behind TV

H25 DIRECTV Receiver

H25 Features (Front and Back Panels)

The new H25 Receiver has a push button front panel, whereas the H24 has a touch sensor front panel. The H25 does not have the resolution LEDs like earlier IRDs.



The back panel of the H25 Receiver has the following new and removed features:



1

Satellite input:

The H25 has one "SWiM only" F connector satellite input, and does not need a BBC. This is different than the H24 which has one satellite input, but supports both "SWiM" and "Multi-switch", where a BBC is needed for Multi-switch connection and not needed for SWiM.


2

RF Dongle:

The H25 is IR remote controlled initially, RF control will be made available utilizing an RF Dongle and RF remote.

H25 DIRECTV Receiver

H25 Features (Front and Back Panels)



3

Component Video

The H25 has a 10 pin mini-din Component/Composite output, which requires custom component video cables. This is unlike the H24 which contains one standard component video (RCA type) out.

COMPONENT VIDEO
CABLES



NO Ethernet Jack:

The H25 does not have an Ethernet Jack. However, the H25 does support DIRECTV Apps via a Broadband DECA installation.

H25 and H24 Common Hardware Features:

- Dolby Digital Coax Out
- HDMI Out
- Phone Jack (RJ11)
- USB Port
- Built in MoCA
- XMP2 Support

H25 DIRECTV Receiver

H25 Features (Front and Back Panels)



4

DIRECTV EPS10 Series External Power Supply

The H25 uses a DIRECTV EPS10 series external power supply. Only use DIRECTV approved power supplies and do not plug-in a laptop power supply or something else. Power Supplies are shipped separately.



The H25 supports both transmit and receive of the DiSEqC 2.0 protocol. **It is NOT required to support a BBC.** The H25 has its LNB Power and Control components depopulated.

Light Emitting Diode (LED)

The LED indicates power is being supplied to the H25 by the power supply. If LED is not illuminated then make sure:

- The power supply cord is fully inserted into the H25
- The power cord from the electrical wall outlet is plugged into the power supply
- The Power supply cord is plugged into the electrical wall outlet
- Make sure the electrical outlet is not controlled by a switch
- Swap present power supply with another known good, working power supply



H25 Features (Right-Side View)

The Access Card slot and red reset button on the H25 Receiver are now located on the right-side of the receiver. The H25 does not have a door to conceal the Access Card or the red reset button. On the H24, these two items are located in the front of the Receiver with an access door.



Impacts

H25	H24	IMPACT
Single SAT-IN tuner (SWiM only)	Single SAT-IN tuner (SWiM Switch)	The H25 can only be installed on SWiM equipment
External DC Power Supply (EPS10-XX)	Internal Power Supply AC input	Comes in a four pack
Wall Mountable	H24 does not currently have a wall mounting capability	Optional Wall Mount will have to be ordered by customer
10 pin mini-din Component/ Composite Out	H24 uses standard component and composite cables	Free at time of install. If not ordered at the time of install it must be procured separately
Push Button Front Panel	Touch sensitive front panel without buttons	Customer Education
Side mounted red reset button and exposed smart card	Front mounted red reset button with covered smart card	Customer Education
H25 does not have an Ethernet port	H24 does have an Ethernet port	Not needed with Broadband DECA

H25 DIRECTV Receiver

H25 vs. H24 Comparison Table

	H24	H25
Dolby Digital Coax Out	Yes	Yes
HDMI Out	Yes	Yes
Phone Jack (RJ11)	Yes	Yes
USB Port	Yes	Yes
Built in MoCA	Yes	Yes
XMP2 Support	Yes	Yes
Ethernet Jack	Yes	No
Satellite input	Yes	Yes
Single Composite A/V (RCA Type) Out	Yes	Yes
Combo Component/Composite out via 10pin mini-din	No	Yes
One standard component video (RCA type) out	Yes	No
Push Button Front Panel	No	Yes
Touch Sensor Front Panel	Yes	No
Resolution LEDs	Yes	No
SWiM only SAT-IN tuner	No	Yes
SWiM & MultiSwitch SAT IN tuner	Yes	No
External Power Supply (EPS10-XX)	No	Yes
Access card door cover	Yes	No
Wall Mounting Bracket	No	Yes